



Mealy Blue Sage


Salvia farinacea



Plant Type: Perennial



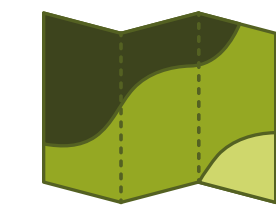
Bloom Season: Apr – Oct



Plant Height: 2-3 ft. tall



Plant Spread: 2-3 ft. wide



Larval Host: Sage Sphinx
Inornate Pyrausta



Use: Erosion Control



Planting Depth: Dig a hole as deep as the pot the plant came in, and twice as wide.



Soil Conditions: Well-drained, sand, loam, clay, caliche




Light Requirement: Full, partial sun



Water Requirement: Low



Attracts: Butterflies, Hummingbirds, Native Bees



Seeds: Birds



Plant Resistance: Deer, Rabbit



Maintenance: Option to cut back halfway after the spring wave of flowering to encourage a more compact and robust blooming shape

Resilience: From droughts to the deepest of freezes, these Texas-natives are capable and resilient.



Planting Tips: Plant in large clusters of 3-5 for impressive impact

Growing Comments: Mealy Blue Sage is a valuable native nectar and a slow grower. Year 1, it sleeps. Year 2, it creeps. Year 3, it leaps!